

Scaled data based on original data using
LM-79-08 Approved Method: Electrical and Photometric Measurements of Solid-
State Lighting Products

Test Report Prepared for
Cooper Lighting Solutions
(formerly Eaton)

Brand: STREETWORKS

Report Number: P316677

Luminaire Tested: **GAN-SA3B-722-U-5MQ**

Issue Date: 3/3/2020

Test Information

Test Method: LM-79-08
Report Number: P316677
TEST IS SCALED FROM IESNA LM-79-08 TEST DATA (G2-1903-205-6)
Test Lab: INNOVATION CENTER
Issue Date: 3/3/2020
Manufacturer: COOPER LIGHTING SOLUTIONS (FORMERLY EATON)
Product Line: STREETWORKS
Catalog Number: GAN-SA3B-722-U-5MQ
Description: GALLEON AREA AND ROADWAY LUMINAIRE
(3) 70 CRI, 2200K, 800mA LIGHTSQUARES WITH 16 LEDS EACH AND TYPE V MEDIUM OPTICS
Light Source: -
Ballast/Driver: ELECTRONIC DRIVER

Summary

Lumens per Lamp: N/A
Luminaire Lumens: 13473 lumens
Efficiency: N/A
Efficacy: 108.7 lumens/watt
Luminous Opening: Rectangular (W 1' x L: 1' x H: 0')
IES Classification: Type V - Short
BUG Rating: B4 - U0 - G2

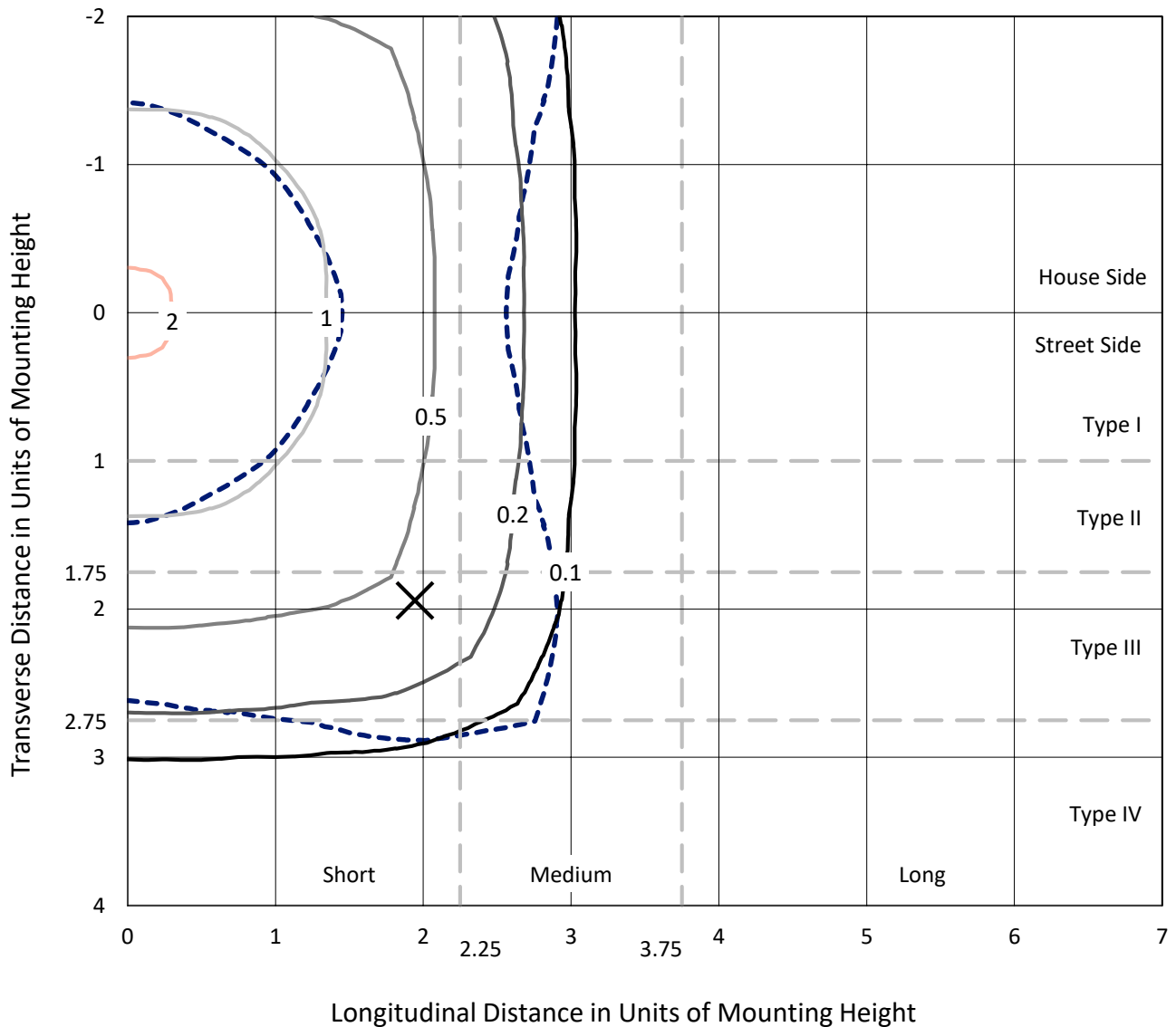
Input Watts (W): 124
Input Voltage (V): NR
Input Current (Ain): NR
Voltage Rise (V): NR
Power Factor: NR
Total Harmonic Distortion (THDi): NR
Frequency (hertz): 60
Stabilization Time: NR
Operation Time: NR
Ambient Temperature (°C): NR
Test Distance: 24 FT



REPORT NUMBER: P316677
 CATALOG NUMBER: GAN-SA3B-722-U-5MQ

Iso-Footcandle Lines of Horizontal Illumination

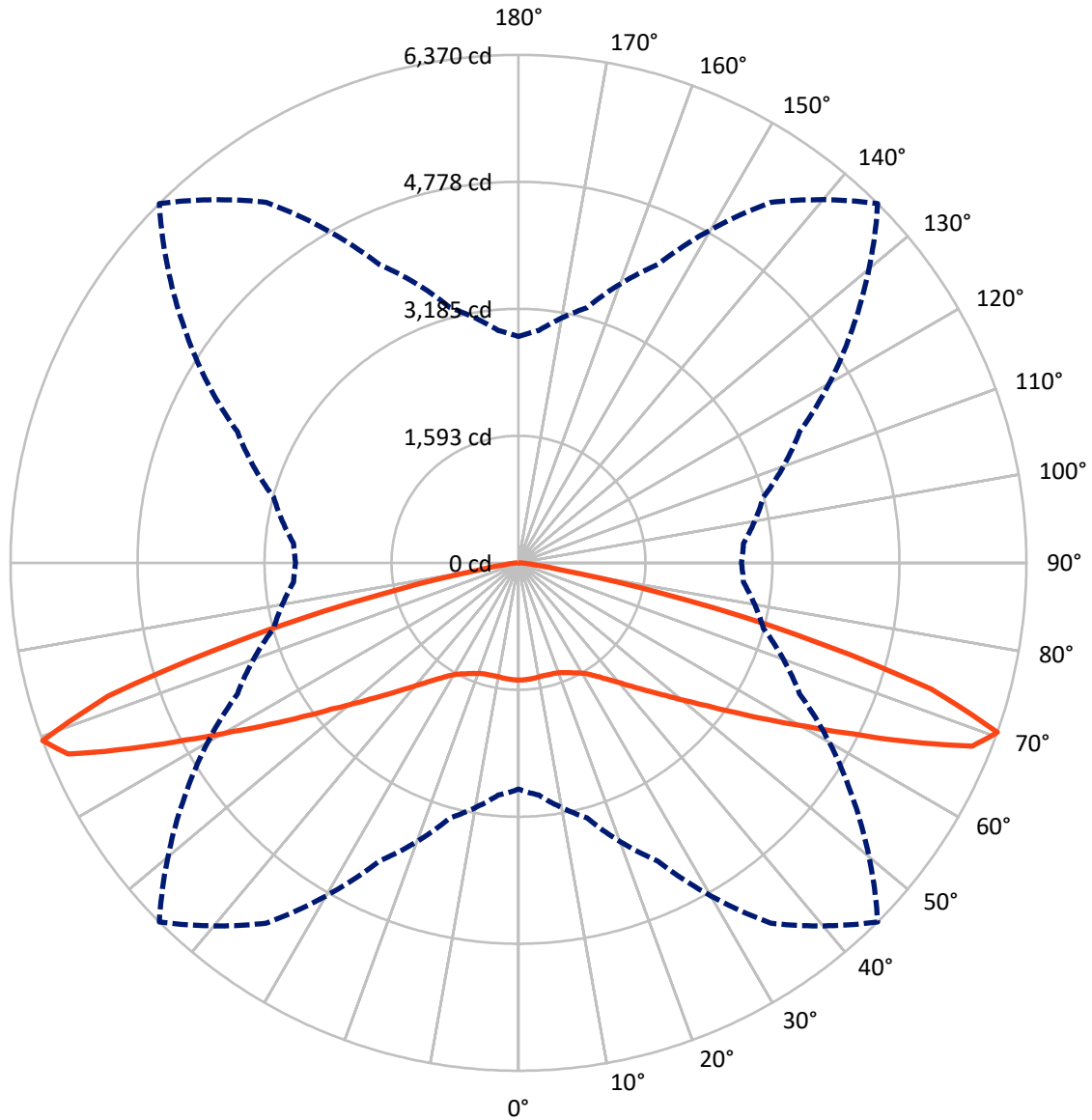
✕ Max cd
 - - - 1/2 Max cd



Based on 25 foot mounting height. Maximum calculated value = 2.4 fc
 Type V - Short - N/A

REPORT NUMBER: P316677
CATALOG NUMBER: GAN-SA3B-722-U-5MQ

Luminous Intensity Polar Plot



— Vertical Plane Through 45-Deg Lateral - - - Horizontal Cone Through 70-Deg Vertical

REPORT NUMBER: P316677
 CATALOG NUMBER: GAN-SA3B-722-U-5MQ

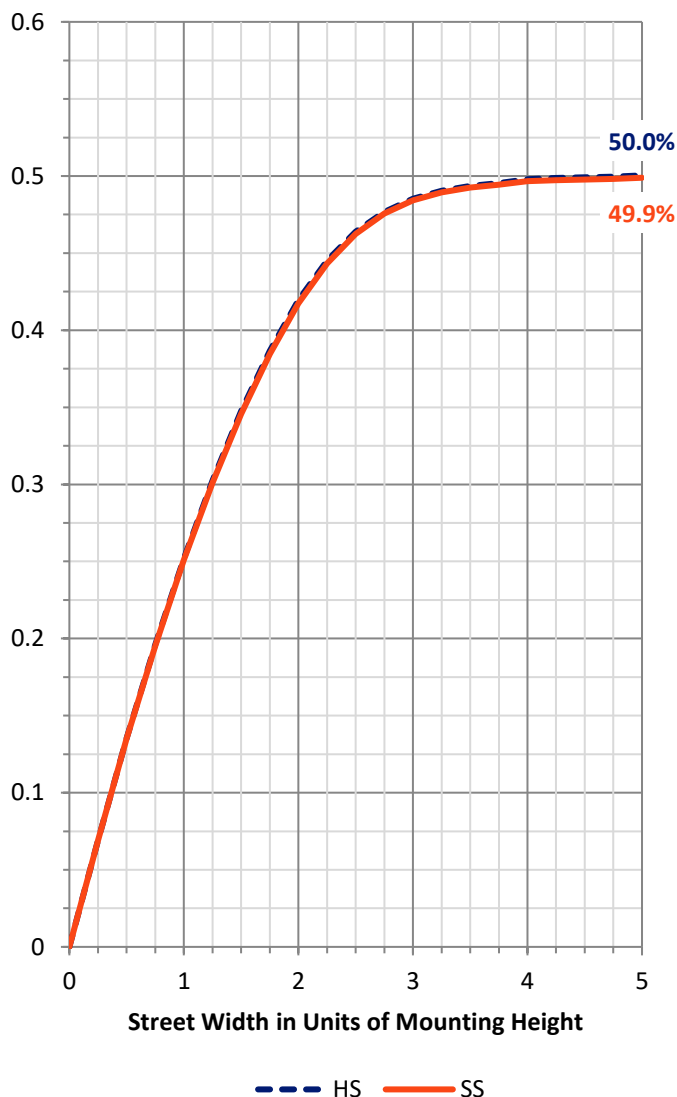
FLUX DISTRIBUTION:

		Downward	Upward	Total
House Side	Lumens	6736.5	0.0	6736.5
	% Fixture	50.0	0.0	50.0
Street Side	Lumens	6736.5	0.0	6736.5
	% Fixture	50.0	0.0	50.0
Total	Lumens	13473.0	0.0	13473.0
	% Fixture	100.0	0.0	100.0

ZONAL LUMENS:

Zone	Lumens	% Fixture
0°-10°	139.4	1.0
10°-20°	409.1	3.0
20°-30°	696.5	5.2
30°-40°	1104.6	8.2
40°-50°	1797.5	13.3
50°-60°	2963.8	22.0
60°-70°	4351.0	32.3
70°-80°	1924.0	14.3
80°-90°	87.1	0.6
90°-100°	0.0	0.0
100°-110°	0.0	0.0
110°-120°	0.0	0.0
120°-130°	0.0	0.0
130°-140°	0.0	0.0
140°-150°	0.0	0.0
150°-160°	0.0	0.0
160°-170°	0.0	0.0
170°-180°	0.0	0.0
0°-90°	13473.0	100.0
0°-180°	13473.0	100.0

Coefficient of Utilization

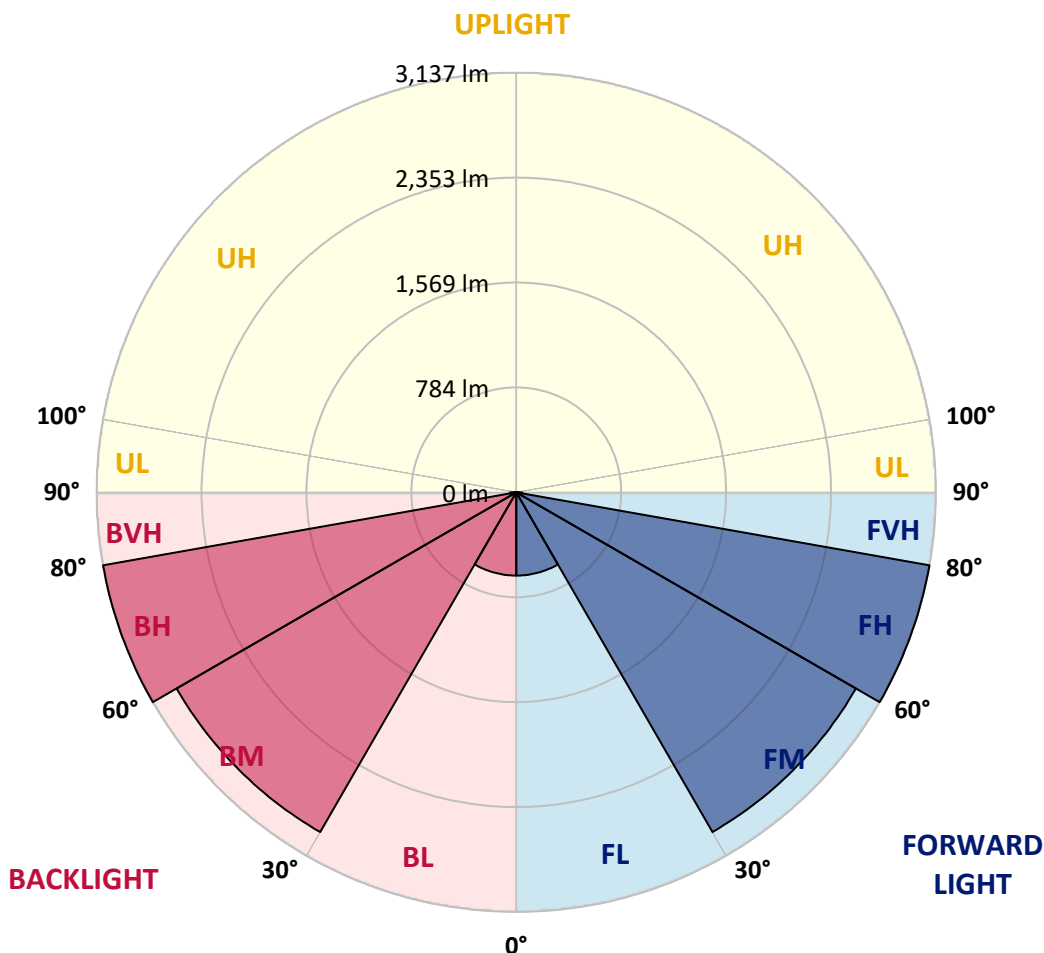


REPORT NUMBER: P316677
 CATALOG NUMBER: GAN-SA3B-722-U-5MQ

LUMINAIRE CLASSIFICATION SYSTEM LUMEN TABLE AND BUG RATING:

Zone	Lumens	% Fixture	Zone Rating/Lumen Limit		
			B	U	G
FL (0°-30°)	622.5	4.6			
FM (30°-60°)	2933.0	21.8			
FH (60°-80°)	3137.5	23.3			G2/5000
FVH (80°-90°)	43.6	0.3			G1/100
BL (0°-30°)	622.5	4.6	B2/1000		
BM (30°-60°)	2933.0	21.8	B3/5000		
BH (60°-80°)	3137.5	23.3	B4/5000		G2/5000
BVH (80°-90°)	43.6	0.3			G1/100
UL (90°-100°)	0.0	0.0		U0/0	
UH (100°-180°)	0.0	0.0		U0/0	

BUG Rating: B4-U0-G2
 Type V Short





REPORT NUMBER: P316677

CATALOG NUMBER: GAN-SA3B-722-U-5MQ

CANDELA DISTRIBUTION (FULL):

	0°	5°	15°	25°	35°	45°	55°	65°	75°	85°	90°
0°	1471.5	1471.5	1471.5	1471.5	1471.5	1471.5	1471.5	1471.5	1471.5	1471.5	1471.5
2.5°	1469.2	1467.9	1471.0	1470.6	1467.9	1468.3	1468.3	1469.7	1469.7	1468.8	1468.8
5°	1463.9	1463.0	1466.6	1466.6	1463.9	1464.8	1465.7	1467.0	1466.6	1465.7	1465.2
7.5°	1457.2	1456.7	1460.3	1460.3	1458.5	1459.4	1458.5	1459.0	1458.1	1457.2	1455.9
10°	1446.0	1446.9	1450.1	1450.9	1450.9	1451.4	1450.5	1448.3	1446.9	1445.6	1444.3
12.5°	1435.8	1435.3	1439.8	1442.0	1445.6	1449.6	1446.9	1440.7	1438.0	1435.3	1434.5
15°	1429.1	1429.5	1434.0	1438.0	1444.3	1452.7	1449.6	1439.8	1434.5	1431.3	1430.4
17.5°	1427.8	1428.7	1434.5	1441.6	1448.3	1457.6	1455.9	1446.0	1437.1	1431.3	1430.0
20°	1430.9	1431.3	1440.2	1450.5	1462.1	1471.0	1467.0	1456.3	1444.3	1435.3	1433.1
22.5°	1436.7	1438.5	1449.6	1465.7	1483.5	1495.5	1490.6	1472.4	1453.6	1442.5	1439.4
25°	1455.0	1455.4	1470.6	1492.4	1513.8	1527.6	1521.8	1496.0	1471.9	1459.4	1455.4
27.5°	1492.9	1494.2	1509.4	1534.8	1553.1	1562.0	1558.4	1537.5	1516.9	1503.6	1504.9
30°	1547.7	1549.5	1566.4	1594.5	1605.7	1607.9	1607.0	1597.2	1578.5	1560.6	1562.0
32.5°	1614.6	1615.5	1638.2	1663.6	1672.6	1674.3	1672.6	1663.6	1641.3	1617.3	1618.6
35°	1700.7	1703.3	1725.2	1749.7	1756.8	1760.4	1757.3	1745.7	1722.5	1698.9	1698.0
37.5°	1806.8	1807.2	1830.0	1855.4	1864.3	1865.2	1861.6	1854.0	1825.1	1803.7	1802.3
40°	1929.8	1931.6	1958.4	1985.6	1989.1	1985.1	1990.0	1985.6	1955.7	1931.2	1935.2
42.5°	2079.7	2083.7	2115.8	2142.5	2132.3	2130.1	2133.2	2134.5	2110.4	2080.6	2077.9
45°	2254.0	2257.6	2297.7	2319.1	2312.4	2297.7	2304.0	2314.7	2281.2	2244.2	2247.8
47.5°	2452.9	2461.8	2504.6	2524.7	2508.2	2488.1	2500.1	2516.2	2477.0	2431.0	2428.8
50°	2674.0	2685.2	2742.3	2770.4	2753.9	2716.9	2736.9	2747.6	2691.0	2631.7	2626.8
52.5°	2909.9	2921.1	2992.9	3050.8	3040.1	2982.6	3010.7	2999.6	2934.5	2854.6	2848.4
55°	3177.0	3181.5	3259.1	3352.7	3363.4	3321.0	3319.3	3301.0	3204.7	3112.4	3107.9
57.5°	3451.7	3454.8	3555.1	3665.7	3716.1	3716.1	3666.2	3627.4	3499.4	3392.4	3381.2
60°	3748.2	3759.4	3870.4	4020.7	4138.4	4173.2	4084.9	3979.2	3840.1	3709.4	3696.5
62.5°	4012.2	4025.1	4195.0	4418.8	4607.9	4734.5	4518.7	4346.6	4093.3	3883.8	3859.2
65°	4045.6	4080.4	4327.9	4733.2	5156.4	5409.2	4995.4	4571.3	4109.8	3818.7	3793.7
67.5°	3694.7	3753.6	4088.0	4718.9	5593.3	6136.0	5299.9	4442.9	3813.8	3491.8	3464.2
70°	2839.0	2924.6	3310.3	4127.7	5518.0	6370.1	5109.1	3889.6	3179.7	2833.2	2794.4
72.5°	1557.5	1592.7	1939.7	2826.5	4423.7	5413.2	4261.4	2876.0	2108.6	1715.8	1650.7
75°	494.1	506.5	683.1	1156.7	2502.4	3585.5	2707.0	1411.7	777.2	573.0	566.3
77.5°	219.4	220.7	247.0	337.5	861.9	1816.6	1035.4	384.4	264.9	231.4	239.0
80°	138.7	138.7	152.9	167.2	234.5	527.5	280.0	182.8	156.1	144.9	148.0
82.5°	66.4	73.6	99.4	107.0	128.9	177.5	143.6	119.5	104.3	77.6	72.2
85°	43.7	36.6	62.9	70.9	74.9	85.2	83.4	78.9	68.2	38.8	43.3
87.5°	19.6	18.7	32.6	29.9	28.1	21.4	32.1	39.7	38.3	19.2	19.2
90°	0.0	0.0	0.0	0.0	0.0	0.0	0.0	0.0	0.0	0.0	0.0

(END OF REPORT)